



Tool Theft

Recent Toolstation survey of Police forces

Tool theft is now at epidemic proportions which prompted TOOLSTATION to carry out a survey of police forces to try to identify any trends. Their research showed that in 2020 close to 11,300 tool thefts from vehicles were reported.

They spoke to police across the UK to find out which areas are most likely to experience tool thefts, analysed theft reports to show which tool were most targeted and looked at government data to uncover how and when vehicle thefts are likely to take place.

At the top of the risk list is the Northern constabulary of Northumbria with a total of 1,398 tool thefts from vehicles in 2020 alone. This equates to over £2 million worth of tools being stolen from this one area in just one year. Next is Kent, with 1,138 reports of stolen tools worth £1.6 million. Gloucestershire at the other end of the scale had just 26 tool thefts reported in 2020.

The Most Common Tools To Be Stolen From Vehicles

According to government data, tool thefts account for one in ten vehicle break-ins in the UK. Drills, saws, and nail guns make up the three most common tools stolen from vehicles with a total of 380 drills stolen in 2020, equating to over £50,000.

47% Of Thefts From Vehicles Caused By The Vehicle Door Not Being Locked!

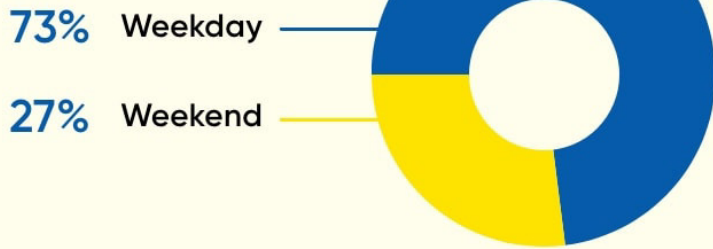
That's close to half of thefts which could have been avoided simply by the owner locking their car or van door!

Sources and Methodology

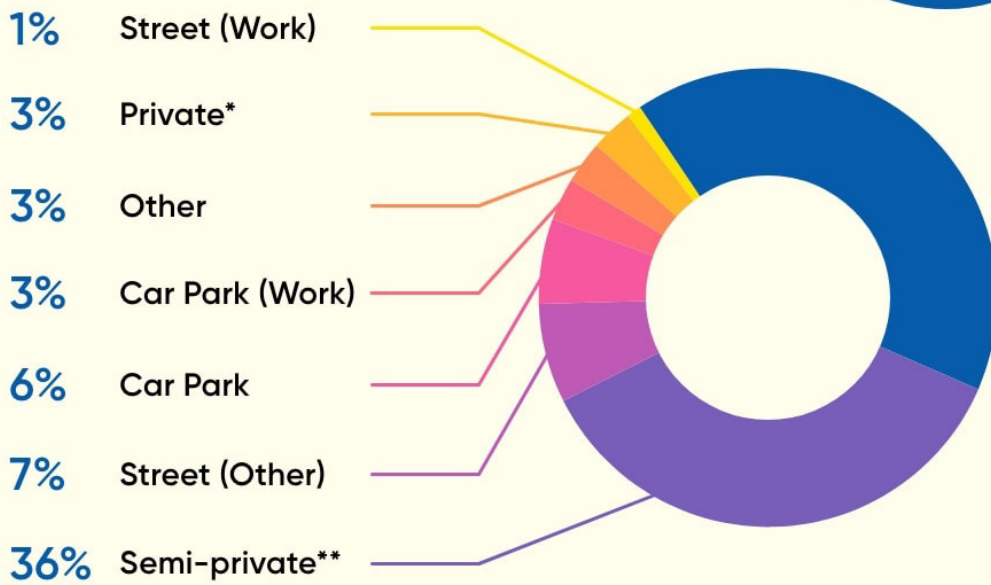
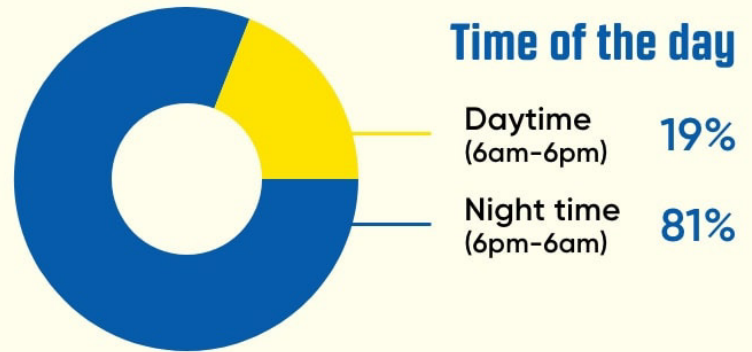
TOOLSTATION sent FOI requests to police forces across the UK, asking for the total number of crimes involving the theft of tools in 2019 and 2020. Not all forces responded and the following are included in our dataset: Northumbria; Kent; Hertfordshire; Northern Ireland; Lancashire; Cambridgeshire; Bedfordshire; Humberside; Avon and Somerset; Surrey; Lincolnshire; Dorset; Warwickshire; Gwent; Sussex; Merseyside; Dyfed Powys; Cleveland; Devon and Cornwall; Suffolk; Leicestershire; North Wales; Cumbria; Norfolk; Gloucestershire; Derbyshire.

When, where, and how are tools stolen from vehicles?

Time of the week



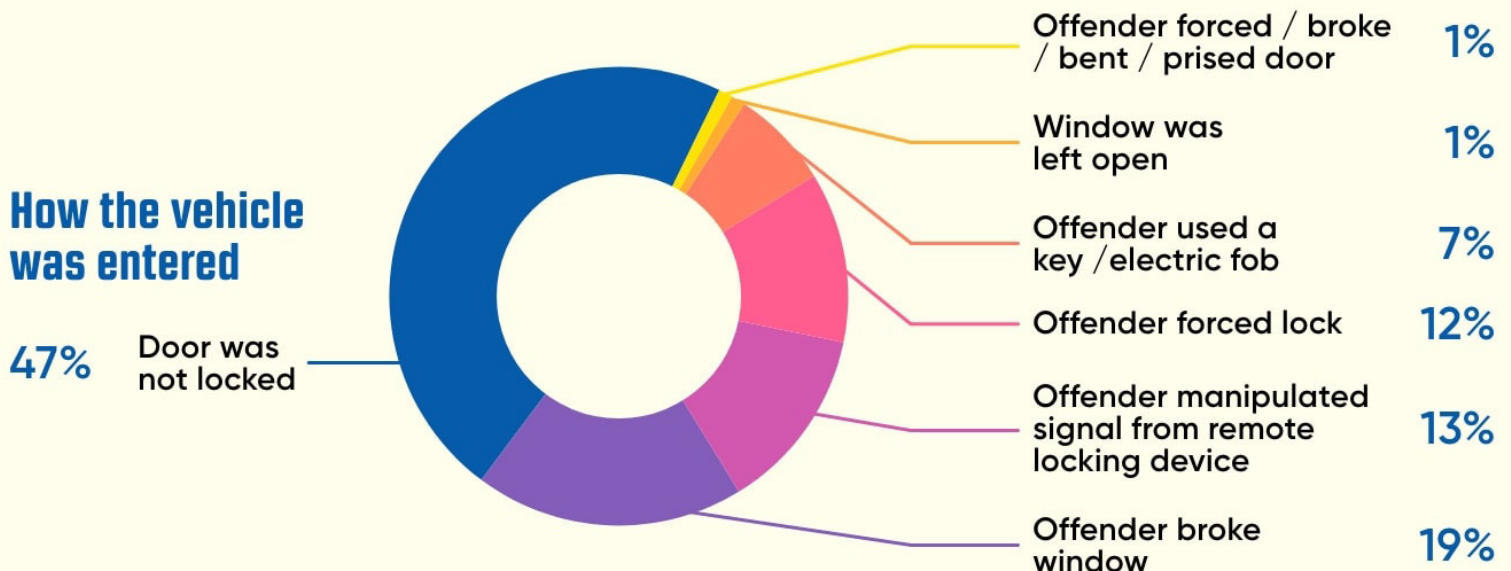
Time of the day



Where vehicle related thefts occurred

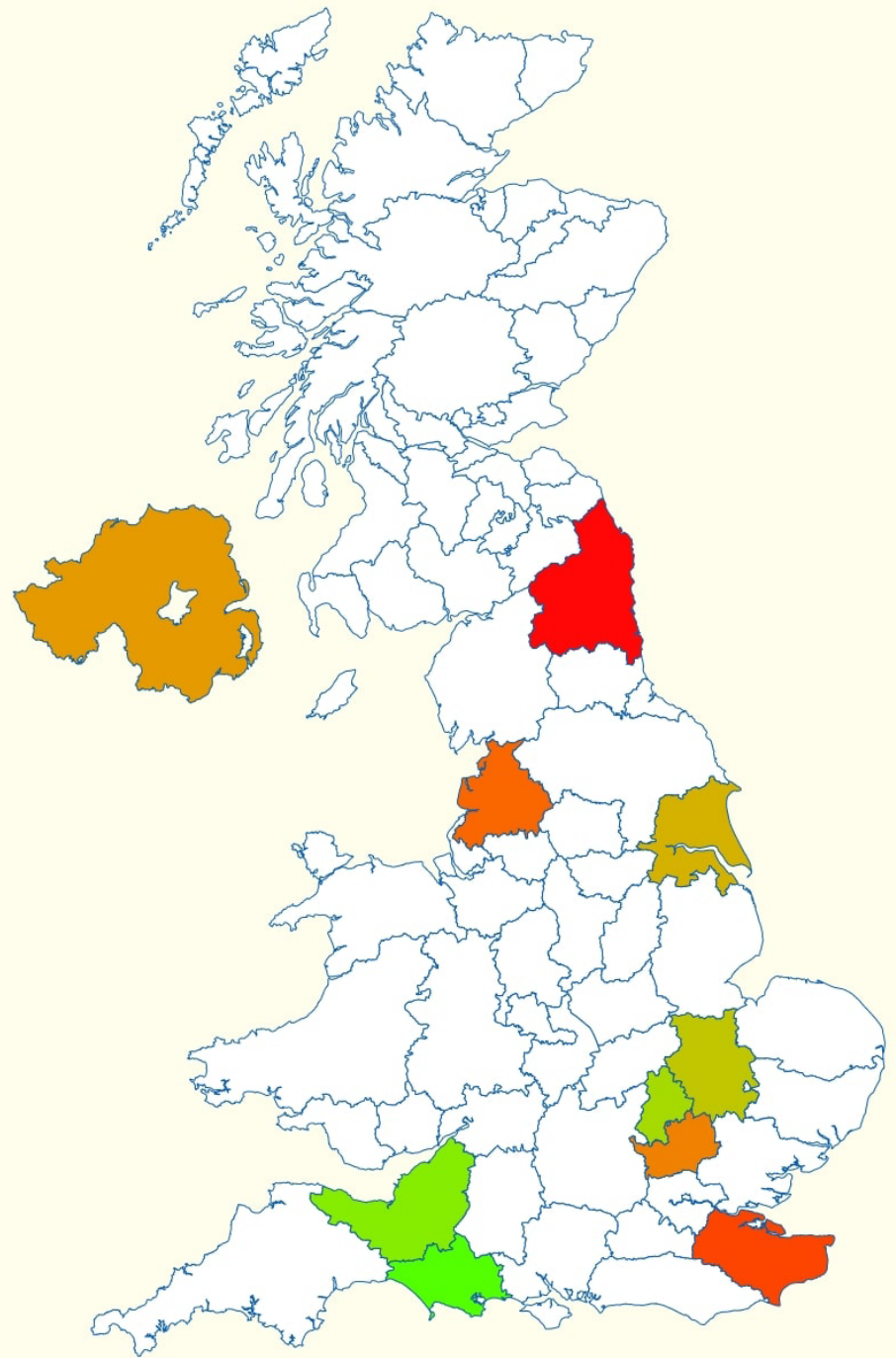
Street (Home) 41%

How the vehicle was entered



* Driveway or garage connected to the home ** Garages or car parks not connected to the home

The 10 most common areas for tool theft in the UK



The average amount lost per area due to tool theft is **£633,742**

Constabulary	Total thefts	Estimated cost of thefts
● Northumbria	1,398	£2,082,954
● Kent	1,138	£1,695,567
● Lancashire	1,108	£1,650,868
● Hertfordshire	1,048	£1,561,471
● Northern Ireland	1,043	£1,554,021
● Humberside	755	£1,124,915
● Cambridgeshire	685	£1,020,618
● Bedfordshire	647	£964,000
● Avon and Somerset	587	£874,602
● Dorset	417	£621,310

*Top 10 based on the total number of tool thefts reported to the police



The 10 most common stolen items in the UK

ONE in **TEN** items stolen from vehicles in the UK are tools

	Item stolen	Count	Value	Overall cost in 2020
1	Drill	380	£132	£50,160
2	Saw	196	£7	£1,372
3	Nail gun	61	£93	£5,673
4	Tool box	47	£24	£1,128
5	Hedge trimmer	43	£105	£4,515
6	Screwdriver	41	£12	£492
7	Leaf blower	25	£66	£1,650
8	Power washer	22	£117	£2,574
9	Spanner	19	£10	£190
10	Hammer	16	£10	£160

